



GPI / **GPRO**[®]

PRODUCT CATALOG **3.1**

MADE IN THE **U.S.A.** 





At Great Plains Industries, Inc., we manufacture American-made fuel transfer pumps that are easier for our customers to install, operate and maintain than any other brand out there. We've been building superior products since 1972, in the heart of the mid-west—Wichita, Kansas, USA.

In this catalog, Great Plains Industries is excited to announce that our vane pump product lines will now be under one brand, GPRO®. GPRO fuel transfer pumps are professional grade with high operating pressures and include an industry-leading, four-year warranty. The GPRO brand also boasts powder-coated cast iron and long-lasting carbon vanes. The GPRO vane pump products begin on [page 15](#). A helpful product cross-reference can be found on [page 16](#) to assist you with the transition from the discontinued GPI vane pump products to the available equivalent GPRO options.

The GPI brand will continue to deliver long-lasting, low maintenance gear pumps constructed from corrosion-resistant diecast aluminum, with factory-installed power cord options, and a two-year pump warranty.

Another source of pride for Great Plains Industries is the new GPI branded, Quick-Fit Modular, G20 fuel transfer pump! The G20 ([page 12](#)) is the first gear pump to deliver true 20 GPM with a 14-foot hose and automatic nozzle. It also features an innovative design with simplified connection points that make attaching accessories fast and easy.

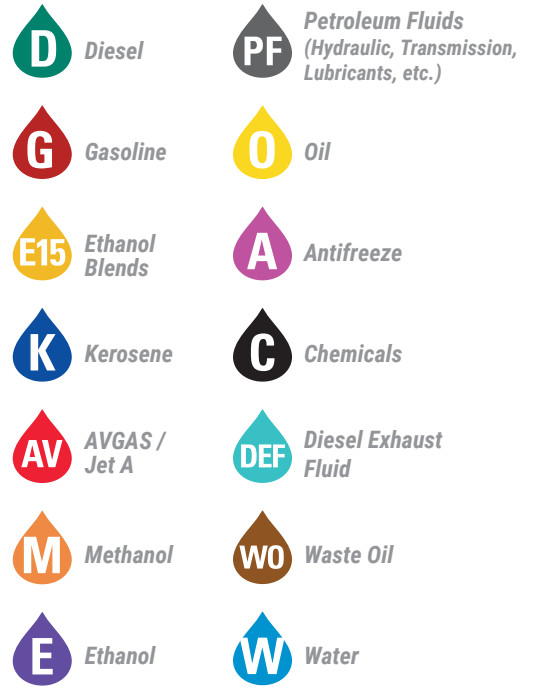
This new Quick-Fit Modular system allows you to attach a filter to the G20 with the new Quick-Fit Filter Adapter. Complete your fueling station by adding another new GPI product, the M30 Quick-Fit Modular Fuel Meter! The M30 offers affordable accuracy, versatility, and a magnetic drive. Learn more about the M30 on [page 41](#).

These new products demonstrate Great Plains Industries' commitment to continuous innovation and improvement. We're dedicated to bringing our customers the most reliable products with superior lifetime performance. At Great Plains Industries, we are **FUELING FORWARD**»».



CONNECT WITH US»» @GPIglobal
VISIT US ONLINE»» GPI.net • GoGPRO.com

Fluid Legend



Model Number Extensions and Abbreviations

AD	Automatic Diesel Nozzle Included	MD	Manual Diesel Nozzle Included
AU	Automatic Unleaded Nozzle Included	ML	Manual Leaded Nozzle Included
AV	Aviation Models	MU	Manual Unleaded Nozzle Included
BV	Ball Valve Nozzle Included	NPT	National Pipe Taper
E	Economy	NUL	Product Is Not UL Listed
EM	Economy Model	PO	Pump Only, Hose and Nozzle Not Included
G6N	Gallon, ¼ in., NPT Threads	RD	Remote Dispenser
G8N	Gallon, 1 in., NPT Threads	UL	The Product Is UL Listed
G12N	Gallon, 1 ½ in., NPT Threads	XTS	Extreme Temperature Series
L6B	Litre, ¾ in., BSPP Threads	6	¾ in.
L8B	Litre, 1 in., BSPP Threads	8	1 in.
L12B	Litre, 1 ½ in., BSPP Threads	12	1 ½ in.
L6N	Litre, ¾ in., NPT Threads		
L8N	Litre, 1 in., NPT Threads		
L12N	Litre, 1 ½ in., NPT Threads		

NORMAL PRESSURE <i>Manual Nozzle Usage</i>			
	Flow Rate*	Fluids*	Page
GPI G8P	8 GPM (30 L/min)		4
GPI EZ-8	8 GPM (30 L/min)		5
STANDARD PRESSURE <i>Auto Nozzle and Meter Usage</i>			
	Flow Rate*	Fluids*	Page
GPI M-1115S	12 GPM (45 L/min)		6-7
GPI M-150S	15 GPM (57 L/min)		8-9
GPI M-240S	15 GPM (57 L/min)		10
GPI M-180S	18 GPM (69 L/min)		11
GPI G20 NEW!	20 GPM (76 L/min)		12-13
Filter and Adapters Guide (8 to 20 GPM)			14
Intro to GPRO			15
GPI to GPRO Product Upgrade List			16
HIGH PRESSURE <i>Hose Reel Usage</i>			
	Flow Rate*	Fluids*	Page
GPRO PRO20-012	20 GPM (76 L/min)		17
GPRO PRO20-115	20 GPM (76 L/min)		18-19
GPRO PRO20-230	20 GPM (76 L/min)		19
GPRO PRO25-012	25 GPM (94 L/min)		20-21
GPRO PRO25-024	25 GPM (94 L/min)		21
GPRO PRO35-115	35 GPM (132 L/min)		22-23
GPRO PRO20 / PRO35 M30 & QM Fuel Meter Combos	20/35 GPM (76/132 L/min)		24-25
GPRO PRO20 / PRO35 QM Remote Dispenser	20/35 GPM (76/132 L/min)		26
Filter and Adapters Guide (20 to 40 GPM)			27
SPECIAL APPLICATION TRANSFER PUMPS			
	Flow Rate*	Fluids*	Page
GPI Methanol Pumps	12 GPM (45 L/min)		28
GPI/GPRO Aviation Pumps	15 GPM (57 L/min)		29

OIL TRANSFER PUMPS			
GPI Heavy-Duty: L5016, L5116, & L5132	16/32 QPM (15/30 L/min)		30-31
Heavy-Duty Oil Pump Accessories and Spare Parts			31
GPI Lightweight: P-200-2UR & PA-200-2UR	8 GPM (30 L/min)		32
CHEMICAL TRANSFER PUMPS			
GPI 12V (dc): P-200H-2UR & P-120H-2UR	8/12 GPM (30/45 L/min)		33
GPI 115V (ac): PA-200H-2UR & PA-120H-2UR	8/12 GPM (30/45 L/min)		34
Lightweight Oil and Chemical Pump Accessories			35
HAND PUMPS			
	Flow Rate*	Fluids*	Page
GPI HP-100	up to 50 G (189 L) per 100 strokes		36
GPI HP-90 & DP-20	up to 25 G (95 L) per 100 strokes		37
GPI RP-10, RP-5, & LP-50	see product page for flow rates	see product page for recommended fluids	38
GPI BP-12, BP-10, & CP-5	see product page for flow rates		39
Hand Pump Accessories and Spare Parts			40
METERS			
	Flow Rate*	Fluids*	Page
MECHANICAL FUEL METERS			
GPI M30 NEW!	5 to 30 GPM (19 to 114 L/min)		41
FLOMEC QM240 & QM150	2 to 40 GPM (8 to 150 L/min)		42
DIGITAL FUEL METERS			
GPI 01A & 03A	see page for flow rates		43
DIESEL EXHAUST FLUID METERS			
GPI 01N31GM-U & 01N12LM-U	3 to 30 GPM (11 to 114 L/min)		44
WATER METERS			
GPI 01N & 03N	3 to 50 GPM (11 to 190 L/min)		44
CHEMICAL METERS			
GPI FM-300H	2 to 20 GPM (7 to 76 L/min)		45
OIL METERS			
GPI LM-300 & LM51DN	see page for flow rates		46
Spare Parts and Accessories			47-51

*See product page for details on flow rates and recommended fluids.



**NORMAL
PRESSURE**

IDEAL FOR USE WITH
**MANUAL
NOZZLE**




> **Fuel Transfer Pump**

G8P

**8
GPM**
30 L/min

**12V
DC**

Portable



» GPI EXCLUSIVE!

Factory-Installed Power Cord:
Reduced Installation Time



Class 1, Div 2



ELECTRICAL

Input:	12V (dc)
Type:	Rotary Gear
Current Draw:	15 amp
Motor:	1100 RPM, 1/10 HP, UL Listed to US and Canadian Standards

PERFORMANCE

Flow Rate:	8 GPM (30 L/min)
Duty Cycle:	15 min. ON, 30 min. OFF

OPERATING PRESSURE

10 psi (0.69 bar) - Normal Pressure

OPERATING TEMPERATURE

-20°F to 125°F (-29°C to 52°C)

PUMP HOUSING

Corrosion-Resistant Diecast Aluminum

MECHANICAL CONNECTIONS

Inlet:	3/4 in. NPT
Outlet:	3/4 in. NPT

DISPENSING HOSE

8 ft. (2.44 m) x 5/8 in.

SUCTION HOSE

8 ft. (2.44 m) x 5/8 in. with strainer

POWER CORD

12 ft. (3.6 m), 14/2 AWG

WARRANTY

2 Year Pump



Connect the G8P to a DC power source and fuel virtually any petroleum-powered vehicle or equipment, anywhere.

- Gas station equivalent flow rate
- Extremely lightweight and portable
- Self-priming
- Low-maintenance

> **Ordering Information**

Part No.	Model
147000-01	G8P-012-MU

12V
DC

Mobile

8
GPM

30 L/min



> Fuel Transfer Pump

EZ8



IDEAL FOR USE WITH
**MANUAL
NOZZLE**

» GPI EXCLUSIVE!

Factory-Installed
Power Cord: Reduced
Installation Time



3/4 in. Manual
Nozzle



Class 1, Div 2

ELECTRICAL

Input:	12V (dc)
Type:	Rotary Gear
Current Draw:	11 amp
Motor:	2100 RPM, 1/10 HP, UL Listed to US and Canadian Standards

PERFORMANCE

Flow Rate:	8 GPM (30 L/min)
Duty Cycle:	15 min. ON, 30 min. OFF

OPERATING PRESSURE

15 psi (1.03 bar) - Normal Pressure

OPERATING TEMPERATURE

-20°F to 125°F (-29°C to 52°C)

PUMP HOUSING

Corrosion-Resistant Diecast Aluminum

MECHANICAL CONNECTIONS

Inlet / Outlet:	1 in. NPT / 3/4 in. NPT
Mounting:	2 in. NPT

DISPENSING HOSE

10 ft. (3.0 m) x 5/8 in.

SUCTION PIPE

Telescoping 15 to 40 in.
(38.1 to 101.6 cm)

POWER CORD

15 ft. (4.6 m), 14/2 AWG

WARRANTY

2 Year Pump



Fuel your next adventure with our compact EZ-8. Mount this dependable pump to fuel drums or tanks up to 100 gallons and you're ready to go off-roading, cruise the lake, or achieve "yard of the week" mowing status.

- Gas station equivalent flow rate
- Self-priming, low maintenance design
- Thermal overload protection

> Ordering Information

Part No.	Model
a 137100-01	EZ-8
b 137100-05	EZ-8 w/Spin Collar



a EZ-8



b EZ-8 w/Spin Collar



**STANDARD
PRESSURE**

IDEAL FOR USE WITH
**AUTO NOZZLE
METER**

GPI > Fuel Transfer Pump

M-1115

Series

**12
GPM**

45 L/min

**115V
AC**

Stationary



Lockable Nozzle
Holder

Automatic or Manual
Nozzle Models
available

Spin Collar
Mount: Easy
Installation
and Pump
Orientation

Strainer Access:
Easy Maintenance



Class 1, Div 1



- Extremely long life and trouble-free operation
- Motor is explosion proof

ELECTRICAL

Input:	115V (ac)
Type:	Rotary Gear
Current Draw:	1.8 amp
Motor:	1400 RPM, 1/8 HP, UL Listed to US and Canadian Standards

PERFORMANCE

Flow Rate:	12 GPM (45 L/min)
Duty Cycle:	30 min. ON, 30 min. OFF

OPERATING PRESSURE

15 psi (1.03 bar) - Standard Pressure

OPERATING TEMPERATURE

-20°F to 125°F (-29°C to 52°C)

PUMP HOUSING

Corrosion-Resistant Diecast Aluminum

MECHANICAL CONNECTIONS

Inlet / Outlet:	1 in. NPT / 3/4 in. NPT
Mounting:	2 in. NPT

DISPENSING HOSE

12 ft. (3.7 m) x 3/4 in.

SUCTION PIPE

Telescoping 15 to 40 in.
(38.1 to 101.6 cm)

WARRANTY

2 Year Pump

Install our tough M-1115 to your on-site fuel tanks for reliable fueling with minimal maintenance. The M-1115 will be by your side to keep your trucks on the road, your tractor working the fields, or your skid steer loader on the move until the job is finished.



> Ordering Information

	Part No.	Model	Nozzle	Hose	Mount	Suction Pipe	Nozzle Holder
a	110000-82	M-1115S-AU	Automatic	12 ft.	Spin Collar	Included	Lockable
b	110000-81	M-1115S-MU	Manual	12 ft.	Spin Collar	Included	Lockable
c	110000-87	M-1115S-PO	None	None	Spin Collar	None	Lockable



**STANDARD
PRESSURE**

IDEAL FOR USE WITH
**AUTO NOZZLE
METER**



> Fuel Transfer Pump

M-150

Series

**15
GPM**

57 L/min

**12V
DC**

Mobile

» **GPI EXCLUSIVE!**
Factory-Installed
Power Cord: Reduced
Installation Time



Low Profile
Design

Lockable Nozzle Holder
(on Select Models)

Automatic or Manual
Nozzle Models
available

Strainer Access:
Easy Maintenance

Spin Collar Mount: Easy Installation
and Pump Orientation (on Select Models)



Class 1, Div 2
PO = Class 1, Div 1



- 15 GPM flow rate, empties 100 gallon mobile tanks in approximately 7 minutes
- Extremely long life and trouble-free operation
- Circuit breaker motor protection

ELECTRICAL

Input: 12V (dc)

Type: Rotary Gear

Current Draw: 18 amp

Motor: 1900 RPM, 1/5 HP,
UL Listed to US and
Canadian Standards

PERFORMANCE

Flow Rate: 15 GPM (57 L/min)

Duty Cycle: 30 min. ON,
30 min. OFF

OPERATING PRESSURE

15 psi (1.03 bar) - Standard Pressure

OPERATING TEMPERATURE

-20°F to 125°F (-29°C to 52°C)

PUMP HOUSING

Corrosion-Resistant Diecast Aluminum

MECHANICAL CONNECTIONS

Inlet / Outlet: 1 in. NPT / 3/4 in. NPT

Mounting: 2 in. NPT

DISPENSING HOSE

12 ft. (3.7 m) x 3/4 in. or
10 ft. (3 m) x 3/4 in.

SUCTION PIPE

Telescoping 15 to 40 in.
(38.1 to 101.6 cm)

POWER CORD

18 ft. (5.5 m), 12/2 AWG

WARRANTY

2 Year Pump

Whether you're harvesting crops, gearing up for your next race, or refueling your fleet of mowers, our M-150 provides reliable flowrates with minimal downtime. Mount this easy-to-install workhorse to mobile tanks and fuel your passion.



a M-150S-AU



b M-150S-MU



c M-150S-EM

> Ordering Information

	Part No.	Model	Nozzle	Hose	Power Cord	Mount	Suction Pipe	Nozzle Holder
a	110000-100	M-150S-AU	Automatic	12 ft.	Installed	Spin Collar	Included	Lockable
b	110000-99	M-150S-MU	Manual	12 ft.	Installed	Spin Collar	Included	Lockable
c	110000-107	M-150S-EM	Manual	10 ft.	Installed	Direct Mount	Included	Standard
d	110000-103	M-150S-PO	None	None	Included*	Spin Collar	None	Lockable
e	110240-02	M-150S-E-PO	None	None	None	Direct Mount	None	Standard



d M-150S-PO



e M-150S-E-PO

*Customer installation required



**STANDARD
PRESSURE**

IDEAL FOR USE WITH
**AUTO NOZZLE
METER**

» GPI EXCLUSIVE!
Factory-Installed
Power Cord: Reduced
Installation Time

GPI > Fuel Transfer Pump
M-240
Series

**15
GPM**
57 L/min

**24V
DC**
Mobile



ELECTRICAL

Input:	24V (dc)
Type:	Rotary Gear
Current Draw:	9 amp
Motor:	1900 RPM, 1/5 HP, UL Listed to US and Canadian Standards

PERFORMANCE

Flow Rate:	15 GPM (57 L/min)
Duty Cycle:	30 min. ON, 30 min. OFF

OPERATING PRESSURE

15 psi (1.03 bar) - Standard Pressure

OPERATING TEMPERATURE

-20°F to 125°F (-29°C to 52°C)

PUMP HOUSING

Corrosion-Resistant Diecast Aluminum

MECHANICAL CONNECTIONS

Inlet / Outlet:	1 in. NPT / 3/4 in. NPT
Mounting:	2 in. NPT

DISPENSING HOSE

12 ft. (3.7 m) x 3/4 in.

SUCTION PIPE

Telescoping 15 to 40 in.
(38.1 to 101.6 cm)

POWER CORD

18 ft. (5.5 m), 12/2 AWG

WARRANTY

2 Year Pump



The M-240S series is the 24-volt pump of choice for agricultural, automotive and construction applications.

- Designed for use with a 24-volt power source

> Ordering Information

Part No.	Model	Nozzle	Hose	Power Cord	Mount	Suction Pipe	Nozzle Holder
110000-70	M-240S-MU	Manual	12 ft.	Installed	Spin Collar	Included	Lockable

12V
DC

Mobile

18
GPM

69 L/min



> Fuel Transfer Pump

M-180

Series



STANDARD
PRESSURE

IDEAL FOR USE WITH
AUTO NOZZLE
METER



» GPI EXCLUSIVE!

Factory-Installed
Power Cord: Reduced
Installation Time

Spin Collar Mount: Easy Installation
and Pump Orientation

Lockable
Nozzle Holder

Filter Kit
Package
Available



Class 1, Div 2
PO = Class 1, Div 1

ELECTRICAL

Input:	12V (dc)
Type:	Rotary Gear
Current Draw:	20 amp
Motor:	2000 RPM, 1/4 HP, UL Listed to US and Canadian Standards

PERFORMANCE

Flow Rate:	18 GPM (69 L/min)
Duty Cycle:	30 min. ON, 30 min. OFF

OPERATING PRESSURE

15 psi (1.03 bar) - Standard Pressure

OPERATING TEMPERATURE

-20°F to 125°F (-29°C to 52°C)

PUMP HOUSING

Corrosion-Resistant Diecast Aluminum

MECHANICAL CONNECTIONS

Inlet / Outlet:	1 in. NPT
Mounting:	2 in. NPT

DISPENSING HOSE

12 ft. (3.7 m) x 1 in.

SUCTION PIPE

Telescoping 15 to 40 in.
(38.1 to 101.6 cm)

POWER CORD

18 ft. (5.5 m), 12/2 AWG

WARRANTY

2 Year Pump



a M-180S-AU

Filter Kit Pkg
Available



b M-180S-ML

Filter Kit Pkg
Available

> **Ordering Information**

	Part No.	Model	Nozzle	Hose	Power Cord	Suction Pipe	Filter Kit
a	110300-2	M-180S-AU	Automatic	12 ft.	Installed	Included	None
b	110300-1	M-180S-ML	Manual	12 ft.	Installed	Included	None
c	110300-7	M-180S-PO	None	None	Included*	None	None
d	110612-02	M-180S-AU with filter kit	Automatic	12 ft.	Installed	Included	Included
e	110612-01	M-180S-ML with filter kit	Manual	12 ft.	Installed	Included	Included



c M-180S-PO

*Customer installation required



STANDARD PRESSURE

IDEAL FOR USE WITH
AUTO NOZZLE
METER



GPI > Fuel Transfer Pump

NEW! G20

20 GPM
76 L/min

12V DC
Mobile

QUICK-FIT MODULAR!

- Easily attach a filter, meter or both to build your own custom system
- Simple four-bolt connections can be mounted in multiple directions

Lockable
Nozzle
Holder

Automatic or Manual
Nozzle Models
available

Strainer Access:
Easy Maintenance



Class 1, Div 2
PX = Class 1, Div 1

» GPI EXCLUSIVE!

Factory-Installed Power Cord:
Reduced Installation Time

Spin Collar Mount:
Easy Installation and Pump Orientation



The first gear pump to deliver
TRUE 20 GPM with a 14 ft.
hose and automatic nozzle.

DIECAST ALUMINUM HOUSING

- Lightweight - weighs 19 lbs. - low stress on tank

ROTARY GEAR DESIGN

- Fewer moving parts = less friction and less wear on components
- Minimal maintenance and longer pump life

G20-012PX Motor Approvals:



ELECTRICAL

Input:	12V (dc) w/40 amp circuit breaker switch
Type:	Rotary Gear
Current Draw:	34 amps
Motor:	2000 RPM, .38 HP, UL Listed to US and Canadian Standards

PERFORMANCE

Flow Rate:	20 GPM (76 L/min)
Duty Cycle:	30 min. ON, 30 min. OFF

OPERATING PRESSURE

12 psi (0.82 bar) - Standard Pressure

OPERATING TEMPERATURE

-22°F to 131°F (-30°C to 55°C)

PUMP HOUSING

Corrosion-Resistant Diecast Aluminum

MECHANICAL CONNECTIONS

Inlet / Outlet: 1 in. NPT

Mounting: 2 in. NPT

DISPENSING HOSE

14 ft. (4.2 m) x 1 in.

SUCTION PIPE

Telescoping 15 to 40 in.
(38.1 to 101.6 cm)

POWER CORD

18 ft. (5.5 m), 12/2 AWG

WARRANTY

Limited Lifetime (Pump)

QUICK-FIT MODULAR ACCESSORIES

The **NEW G20 PUMP** features an innovative design with simplified connection points that make attaching accessories fast and easy.



- Easily attach a filter, meter or both to build your own custom system
- Simple four-bolt connections can be mounted in multiple directions
- No pipe fittings, tape, or sealant required for installation
- Eco-friendly, no-leak flange and O-ring eliminate threaded pipe leaks



QUICK-FIT FILTER ADAPTER KIT

Part#129500-01

[See page 14](#)



M30 MECHANICAL FUEL METER

Part#165100-01 (Gallons) or #165100-02 (Litres)

[See page 41](#)



a G20-012AD



b G20-012MD










c G20-012PX

> Ordering Information




	Part No.	Model	Nozzle	Hose	Power Cord	Mount	Suction Pipe	Nozzle Holder
a	162000-03	G20-012AD	Automatic	14 ft.	Installed	Spin Collar	Included	Lockable
b	162000-02	G20-012MD	Manual	14 ft.	Installed	Spin Collar	Included	Lockable
c	162000-01	G20-012PX	None	None	None	Spin Collar	None	Lockable

FILTER AND ADAPTERS GUIDE

Up to 18 GPM (69 L/min)

							
3/4 in. NPT, Cast Iron Adapter for 18 GPM (67 L/min), 1-12 UNF	1 in. NPT, Cast Iron Adapter for 18 GPM (67 L/min), 1 - 12 UNF	Particulate Filter: 18 GPM (67 L/min), 10 micron, 1-12 UNF	Particulate Filter: 18 GPM (67 L/min), 10 micron, 1-12 UNF, Includes draincock	Water and Particulate Filter: 18 GPM (67 L/min), 10 micron, 1-12 UNF	Filter Adapter Installation Kit: 3/4 in. x 4 in. pipe nipple, 2 pipe bushings, roll of pipe thread	3/4 in. Filter Kit: Includes filter 129300-01, 3/4 in. NPT cast iron adapter, 3/4 in. x 4 in. pipe nipple	
Model/Part#	906006-52	906004-88	129300-01	129340-02	129300-02	110528-01	133527-01
G8P	X		X			X	X
EZ-8	X		X	X	X	X	X
M-1115	X		X	X	X	X	X
M-150	X		X	X	X	X	X
M-240	X		X	X	X	X	X
M-180		X	X	X	X		

20 to 40 GPM (76 to 151 L/min)

			
Quick-Fit Filter Adapter Kit: Includes (1) 10 Micron Particulate Filter 129340-07 and (1) Quick-Fit Modular Filter Adapter	Quick-Fit Replacement Filter: Particulate 25 GPM (94.6 L/min), 10 micron, 1-3/8-12 UNF	Quick-Fit Replacement Filter: Particulate 18 GPM (67 L/min), 10 micron, 1-3/8-12 UNF, Includes draincock	
Model/Part#	129500-01	129340-07	129340-01
G20	X	X	X

For more, visit the **ACCESSORIES AND SPARE PARTS** section at the back of the catalog ([page 47-51](#)).



**PROFESSIONAL GRADE
FUEL TRANSFER PUMPS**

ENGINEERED TO DELIVER

- Industry-leading,
**FOUR-YEAR
WARRANTY**

PLUS!

- High operating pressure - ideal for use with a hose reel
- Powder-coated - durable and corrosion resistant
- Carbon vanes - *LONG-life*

**COMING
SOON!**

V25

» 25 GPM

**QUICK-FIT MODULAR
VANE PUMP**



	Obsolete Products		Active Products	
	GPI Part #	GPI Model #	GPRO Part #	GPRO Model #
20 GPM / 12V(dc)	144000-01	M-3020-AD	501000-03	PRO20-012AD
	144000-02	M-3020-ML	501000-02	PRO20-012MD
	144000-03	M-3020-PO	501000-01	PRO20-012PO
25 GPM / 12V(dc)	133240-1	M-3025-ML	502000-02	PRO25-012MD
	133240-2	M-3025-AD	502000-03	PRO25-012AD
	133240-3	M-3025-PO	502000-01	PRO25-012PO
	133262-03	M-3025CS-PO	502000-01	PRO25-012PO
	133262-93	M-3025CS-PO XTS	502000-05	PRO25-012PO/XTS
	133265-03	M-3025CB-ML	502000-02	PRO25-012MD
	133265-04	M-3025CB-AD	502000-03	PRO25-012AD
	133240-200	M-3025CB-AV-PO	502020-01	PRO25-012PO-AV
	133240-201	M-3025CB-AV-PO / MR 5-30-G8N		DISCONTINUED
	133240-202	M-3025CB-AV-PO / MR 5-30-L8N		DISCONTINUED
25 GPM / 24V(dc)	133260-01	M-3425-ML	522000-22	PRO25-024MD
	133260-02	M-3425-AD	522000-03	PRO25-024AD
	133260-03	M-3425-PO	522000-01	PRO25-024PO
	133262-04	M-3425CS-PO	522000-01	PRO25-024PO
20 GPM / 115V(ac)	133200-07	M-3120-PO	503000-01	PRO20-115PO
	133200-1	M-3120-ML	503000-02	PRO20-115MD
	133200-2	M-3120-AL	503000-03	PRO20-115AD
	133200-33	M-3120-AD	503000-03	PRO20-115AD
	133200-34	M-3120-ML	503000-02	PRO20-115MD
	133200-10	M-3120-RDP	503000-04	PRO20-115RD
	133200-97	M-3120-PO XTS	503000-05	PRO20-115PO/XTS
	133600-200	M3120-AV-PO	503020-01	PRO20-115PO-AV
	133600-201	M3120-AV-PO / MR 5-30-G8N		DISCONTINUED
	133600-202	M3120-AV-PO / MR 5-30-L8N		DISCONTINUED
	133600-35	M-3120-AD / MR 5-30-G8N	503000-71	PRO20-115AD / QM240G8N
	133600-36	M-3120-AD / MR 5-30-L8N	503000-73	PRO20-115AD / QM150L8N
	133600-37	M-3120-ML / MR 5-30-G8N	503000-71	PRO20-115AD / QM240G8N
	133600-38	M-3120-ML / MR 5-30-L8N	503000-73	PRO20-115AD / QM150L8N
	133600-57	M-3120-PO / MR 5-30-L8N	503000-81	PRO20-115PO / M30L8N
	133600-58	M-3120-ML / MR 5-30-G6N	503000-79	PRO20-115MD / M30G8N
	133600-59	M-3120-AL / MR 5-30-G6N	503000-80	PRO20-115AD / M30G8N
	133600-60	M-3120-PO / MR 5-30-G8N	503000-78	PRO20-115PO / M30G8N
	133600-61	M-3120-ML / MR 5-30-L6N	503000-82	PRO20-115MD / M30L8N
	133600-62	M-3120-AL / MR 5-30-L6N	503000-83	PRO20-115AD / M30L8N
20 GPM / 230V(ac)	133212-03	M-3220-PO	523000-01	PRO20-230-PO
30 GPM / 115V(ac)	133220-03	M-3130-PO	504000-01	PRO35-115PO
	133220-05	M-3130-RDP	504000-04	PRO35-115RD
	133220-1	M-3130-ML	504000-02	PRO35-115MD
	133220-2	M-3130-AD	504000-03	PRO35-115AD
	133220-93	M-3130-PO XTS	504000-05	PRO35-115PO/XTS
	133601-200	M-3130-AV-PO	504020-01	PRO35-115PO-AV
	133601-201	M-3130-AV-PO / MR 5-30-G8N		DISCONTINUED
	133601-202	M-3130-AV-PO / MR 5-30-L8N		DISCONTINUED
	133601-56	M-3130-PO / MR 5-30-L8N	504000-72	PRO35-115PO / QM150L8N
	133601-57	M-3130-ML / MR 5-30-G8N	504000-71	PRO35-115AD / QM240G8N
	133601-58	M-3130-AD / MR 5-30-G8N	504000-71	PRO35-115AD / QM240G8N
	133601-59	M-3130-PO / MR 5-30-G8N	504000-70	PRO35-115PO/QM240G8N
	133601-60	M-3130-ML / MR 5-30-L8N	504000-73	PRO35-115AD / QM150L8N
	133601-61	M-3130-AD / MR 5-30-L8N	504000-73	PRO35-115AD / QM150L8N

GPRO[®] PROFESSIONAL GRADE > Fuel Transfer Pump

PRO20-012

20
GPM
76 L/min

12V
DC
Mobile

HIGH
PRESSURE
IDEAL FOR USE WITH
HOSE REEL



Class 1, Div 2
PO = Class 1,
Div 1

4 YEAR
PUMP
WARRANTY



ELECTRICAL	
Input:	12V (dc) w/40 amp circuit breaker switch
Type:	Carbon Vane
Current Draw:	27 amp
Motor:	2350 RPM, 3/10 HP, UL Listed to US and Canadian Standards

PERFORMANCE	
Flow Rate:	20 GPM (76 L/min)
Duty Cycle:	30 min. ON, 30 min. OFF

OPERATING PRESSURE
20 psi (1.38 bar) - High Pressure

OPERATING TEMPERATURE
-20°F to 125°F (-29°C to 52°C)

PUMP HOUSING
Powder Coated Cast Iron

MECHANICAL CONNECTIONS	
Inlet / Outlet:	1 in. NPT
Mounting:	2 in. NPT

DISPENSING HOSE
18 ft. (5.5 m) x 1 in.

SUCTION PIPE
1 in. NPT, Telescoping to 40 in. (101.6 cm)

POWER CORD
18 ft. (5.5 m), 12/2 AWG*

WARRANTY
4 Year Pump



> Ordering Information

Part No.	Model	Nozzle	Hose	Power Cord	Suction Pipe	Temperature Rating
a 501000-03	PRO20-012AD	Automatic	18 ft.	Installed	Included	-20° F (-29° C)
b 501000-02	PRO20-012MD	Manual	18 ft.	Installed	Included	-20° F (-29° C)
c 501000-01	PRO20-012PO	None	None	Included*	None	Tested to -40° F (-40° C)

*Customer installation required

HIGH PRESSURE
 IDEAL FOR USE WITH HOSE REEL


GPRO® PROFESSIONAL GRADE
 > Fuel Transfer Pump

PRO20-115

20 GPM
 76 L/min

115V AC

Stationary



Looking for a powerful pump for your stationary fuel storage tank? Our PRO20-115 is excellent for keeping your fleet on the go, your skidder pulling logs, or your backhoe digging.

Vacuum Breaker ready, see Accessories on page 51



- Extended duty cycle tested to exceed industry standards
- Thermally protected motor
- Field replaceable switch and vanes

ELECTRICAL

Input:	115 VAC, 60 Hz
Type:	Carbon Vane
Current Draw:	4.9 amp
Motor:	1725 RPM, 1/3 HP, UL Listed to US and Canadian Standards

PERFORMANCE

Flow Rate:	20 GPM (76 L/min)
Duty Cycle:	30 min. ON, 30 min. OFF

OPERATING PRESSURE

22 psi (1.52 bar) - High Pressure

OPERATING TEMPERATURE

-20°F to 125°F (-29°C to 52°C)

PUMP HOUSING

Powder Coated Cast Iron

MECHANICAL CONNECTIONS

Inlet / Outlet: 1 in. NPT

Mounting: 2 in. NPT

DISPENSING HOSE

18 ft. (5.5 m) x 1 in.

WARRANTY

4 Year Pump

4 YEAR PUMP WARRANTY



a PRO20-115AD



b PRO20-115MD



c PRO20-115PO
PRO20-115PO/XTS
PRO20-230PO

GPRO[®]
PROFESSIONAL GRADE
> Fuel Transfer Pump

**20
GPM**
76 L/min

**230V
AC**
Fixed

PRO20-230



ELECTRICAL

Input:	230V, 50 Hz
Type:	Carbon Vane
Current Draw:	2.5 amp
Motor:	1725 RPM, 1/3 HP, UL Listed to US and Canadian Standards

OPERATING PRESSURE

22 psi (1.52 bar) - High Pressure

OPERATING TEMPERATURE

-20°F to 125°F (-29°C to 52°C)

PUMP HOUSING

Powder Coated Cast Iron

PERFORMANCE

Flow Rate:	20 GPM (76 L/min)
Duty Cycle:	30 min. ON, 30 min. OFF

MECHANICAL CONNECTIONS

Inlet / Outlet:	1 in. NPT
Mounting:	2 in. NPT

WARRANTY

4 Year Pump

SEE ACCESSORIES FOR OPTIONAL EQUIPMENT > *Starting on page 47*

> Ordering Information

- Powder coating creates a durable and long-lasting finish that resists corrosion, withstands chipping, scratching, fading, and wearing
- Extreme Temperature Series (XTS) model available

115V

Part No.	Model	Nozzle	Hose	Temperature Rating
a 503000-03	PRO20-115AD	Automatic	18 ft.	-20° F (-29° C)
b 503000-02	PRO20-115MD	Manual	18 ft.	-20° F (-29° C)
c 503000-01	PRO20-115PO	None	None	-20° F (-29° C)
c 503000-05	PRO20-115PO/ XTS	None	None	Tested to -40° F (-40° C)

230V

c 523000-01	PRO20-230PO	None	None	-20° F (-29° C)
--------------------	-------------	------	------	-----------------

HIGH PRESSURE
 IDEAL FOR USE WITH HOSE REEL

GPRO® PROFESSIONAL GRADE
 > Fuel Transfer Pump

PRO25-012

25 GPM
 94 L/min

12V DC
Mobile



Lockable Nozzle Holder

Automatic or Manual Nozzle Models available

» GPRO EXCLUSIVE!

Factory-Installed Power Cord: Reduced Installation Time



Class 1, Div 2
 PO = Class 1, Div 1

Center Based Inlet includes Check Valve and easy access to Fuel Strainer

If you need fast, efficient fueling, our PRO25-012 is the pump for you. So whether you're excavating a foundation, plowing fields or mining, expect unyielding performance when fueling the vehicles and equipment that keep your business going.

- Extended duty cycle tested to exceed industry standards
- Field replaceable switch and vanes
- 40 amp circuit breaker motor protection



ELECTRICAL	
Input:	12V (dc) w/40 amp circuit breaker switch
Type:	Carbon Vane
Current Draw:	35 amp
Motor:	2000 RPM, 4/10 HP, UL Listed to US and Canadian Standards

PERFORMANCE

Flow Rate:	25 GPM (94 L/min)
Duty Cycle:	30 min. ON, 30 min. OFF

OPERATING PRESSURE

20 psi (1.38 bar) - High Pressure

OPERATING TEMPERATURE

-20°F to 125°F (-29°C to 52°C)

PUMP HOUSING

Powder Coated Cast Iron

MECHANICAL CONNECTIONS

Inlet / Outlet:	1 in. NPT
Mounting:	2 in. NPT

DISPENSING HOSE

18 ft. (5.5 m) x 1 in.

SUCTION PIPE

1 in. NPT, Telescoping to 40 in. (101.6 cm)

POWER CORD

18 ft. (5.5 m), 10/2 AWG*

WARRANTY

4 Year Pump

4 YEAR PUMP WARRANTY



a PRO25-012AD
PRO25-024AD



b PRO25-012MD
PRO25-024MD



c PRO25-012PO
PRO25-012PO/XTS
PRO25-024PO

- Powder coating creates a durable and long-lasting finish that resists corrosion, withstands chipping, scratching, fading, and wearing
- Extreme Temperature Series (XTS) model available

GPRO[®]

PROFESSIONAL GRADE

> Fuel Transfer Pump

25
GPM
94 L/min

24V
DC
Mobile

PRO25-024



Class 1, Div 2
PO = Class 1, Div 1

ELECTRICAL

Input:	24V (dc)
Type:	Carbon Vane
Current Draw:	20 amp
Motor:	2000 RPM, 4/10 HP, UL Listed to US and Canadian Standards

PERFORMANCE

Flow Rate:	25 GPM (94 L/min)
Duty Cycle:	30 min. ON, 30 min. OFF

OPERATING PRESSURE

20 psi (1.38 bar) - High Pressure

OPERATING TEMPERATURE

-20°F to 125°F (-29°C to 52°C)

PUMP HOUSING

Powder Coated Cast Iron

MECHANICAL CONNECTIONS

Inlet / Outlet:	1 in. NPT
Mounting:	2 in. NPT

DISPENSING HOSE

18 ft. (5.5 m) x 1 in.

SUCTION PIPE

1 in. NPT, Telescoping to 40 in.
(101.6 cm)

POWER CORD

18 ft. (5.5 m), 10/2 AWG*

WARRANTY

4 Year Pump

> Ordering Information

	Part No.	Model	Nozzle	Hose	Power Cord	Suction Pipe	Temperature Rating
12V	a 502000-03	PRO25-012AD	Automatic	18 ft.	Installed	Included	-20° F (-29° C)
	b 502000-02	PRO25-012MD	Manual	18 ft.	Installed	Included	-20° F (-29° C)
	c 502000-01	PRO25-012PO	None	None	Included*	None	-20° F (-29° C)
	c 502000-05	PRO25-012PO/ XTS	None	None	Included*	None	Tested to -40° F (-40° C)
24V	a 522000-03	PRO25-024AD	Automatic	18 ft.	Installed	Included	-20° F (-29° C)
	b 522000-22	PRO25-024MD	Manual	18 ft.	Installed	Included	-20° F (-29° C)
	c 522000-01	PRO25-024PO	None	None	Included*	None	-20° F (-29° C)

*Customer installation required



**HIGH
PRESSURE**

IDEAL FOR USE WITH
HOSE REEL

GPRO® PROFESSIONAL GRADE
> Fuel Transfer Pump

PRO35-115

**35
GPM**
132 L/min

115V/
230
AC

Stationary



Vacuum Breaker ready

Lockable Nozzle Holder

Automatic or Manual Nozzle Models available

Center Based Inlet includes Check Valve and easy access to Fuel Strainer

Vacuum Breaker ready, see Accessories on page 51

The fastest fuel transfer pump from GPRO. Choose the PRO35-115 for mounting on large stationary fuel tanks. This powerful pump will fill even the biggest fuel tanks quickly and easily so you can get back to clearing debris, planting crops, or stacking lumber.

- Extended duty cycle tested to exceed industry standards
- Thermally protected motor
- Field replaceable switch and vanes



ELECTRICAL

Input:	Factory set at 115V, 60 Hz. Optional to set at 230V, 60 Hz.
Type:	Carbon Vane
Current Draw:	9.8 amp
Motor:	1725 RPM, 3/4 HP, UL Listed to US and Canadian Standards

PERFORMANCE

Flow Rate:	35 GPM (132 L/min)
Duty Cycle:	30 min. ON, 30 min. OFF

OPERATING PRESSURE

25 psi (1.72 bar) - High Pressure

OPERATING TEMPERATURE

-20°F to 125°F (-29°C to 52°C)

PUMP HOUSING

Powder Coated Cast Iron

MECHANICAL CONNECTIONS

Inlet / Outlet:	1¼ in. NPT / 1 in. NPT
Mounting:	2 in. NPT

DISPENSING HOSE

18 ft. (5.5 m) x 1 in.

WARRANTY

4 Year Pump

**4 YEAR
PUMP
WARRANTY**



a PRO35-115AD



b PRO35-115MD



c PRO35-115PO
PRO35-115PO/XTS

> Ordering Information

- Powder coating creates a durable and long-lasting finish that resists corrosion, withstands chipping, scratching, fading, and wearing
- Extreme Temperature Series (XTS) model available

	Part No.	Model	Nozzle	Hose	Temperature Rating
a	504000-03	PRO35-115AD	Automatic	18 ft.	-20° F (-29° C)
b	504000-02	PRO35-115MD	Manual	18 ft.	-20° F (-29° C)
c	504000-01	PRO35-115PO	None	None	-20° F (-29° C)
c	504000-05	PRO35-115PO/ XTS	None	None	Tested to -40° F (-40° C)

SEE ACCESSORIES FOR OPTIONAL EQUIPMENT > *Starting on page 47*



GPRO® PUMP AND METER COMBOS

115V/
230
AC

Stationary

GPRO combos are available with the PRO20-115 or PRO35-115 fuel transfer pump and can be paired with the M30 or QM fuel meter.



	PRO20-115 / QM	PRO35-115 / QM
FLOW RATE	20 GPM (76 L/min)	35 GPM (132 L/min)
ELECTRICAL INPUT	115V (ac)	115V (ac) or 230V (ac)
CURRENT DRAW	4.9 amp	9.8 amp
MOTOR	1725 RPM, 1/3 HP	1725 RPM, 3/4 HP
OPERATING PRESSURE	22 psi (1.52 bar)	25 psi (1.72 bar)
INLET/OUTLET SIZE	1 in. NPT / 1 in. NPT	1¼ in. NPT / 1 in. NPT
MOUNTING SIZE	2 in. NPT	2 in. NPT



SEE THE
M30 FUEL
METER ON
PAGE 41

PRO20-115/M30 Pump and Meter Combos

a PRO20-115AD/M30-G8N
PRO20-115AD/M30-L8N



b PRO20-115MD/M30-G8N
PRO20-115MD/M30-L8N



c PRO20-115PO/M30-G8N
PRO20-115PO/M30-L8N



> Ordering Information

WARRANTY

4 Year Pump and Meter

	Part No.	Model	Meter Units	Nozzle	Hose
a	503000-80	PRO20-115AD/M30-G8N	Gallon	Automatic	14 ft.*
b	503000-79	PRO20-115MD/M30-G8N	Gallon	Manual	14 ft.*
c	503000-78	PRO20-115PO/M30-G8N	Gallon	None	None
a	503000-83	PRO20-115AD/M30-L8N	Litre	Automatic	14 ft.*
b	503000-82	PRO20-115MD/M30-L8N	Litre	Manual	14 ft.*
c	503000-81	PRO20-115PO/M30-L8N	Litre	None	None

*14 ft. (4.2m) x 1 in.

4 YEAR
PUMP &
METER
WARRANTY

PRO20-115/QM

Pump and Meter Combos



SEE THE QM SERIES FUEL METER ON PAGE 42

> Ordering Information

WARRANTY

4 Year Pump and Meter

	Part No.	Model	Meter Units	Nozzle	Hose
a	503000-71	PRO20-115AD/QM240G8N	Gallon	Automatic	18 ft.*
c	503000-70	PRO20-115PO/QM240G8N	Gallon	None	None
a	503000-73	PRO20-115AD/QM150L8N	Litre	Automatic	18 ft.*
c	503000-72	PRO20-115PO/QM150L8N	Litre	None	None

*18 ft. (5.5 m) x 1 in.

a PRO20-115AD/
QM240G8N
PRO20-115AD/
QM150L8N



c PRO20-115PO/
QM240G8N
PRO20-115PO/
QM150L8N



PRO35-115/QM

Pump and Meter Combos



SEE THE QM SERIES FUEL METER ON PAGE 42

> Ordering Information

WARRANTY

4 Year Pump and Meter

	Part No.	Model	Meter Units	Nozzle	Hose
a	504000-71	PRO35-115AD/QM240G8N	Gallon	Automatic	18 ft.*
c	504000-70	PRO35-115PO/QM240G8N	Gallon	None	None
a	504000-73	PRO35-115AD/QM150L8N	Litre	Automatic	18 ft.*
c	504000-72	PRO35-115PO/QM150L8N	Litre	None	None

*18 ft. (5.5 m) x 1 in.

a PRO35-115AD/
QM240G8N
PRO35-115AD/
QM150L8N



c PRO35-115PO/
QM240G8N
PRO35-115PO/
QM150L8N



GPRO® PROFESSIONAL GRADE
> Remote Dispenser

20/35
GPM
 76 / 132 L/min

**115V/
 230
 AC**

Stationary

QM240-RD/ QM150-RD



Provides ground-level access to meter and nozzle when used on in-ground or above ground tanks. Assemble your system by following these steps:

1 Choose to measure gallons or litres.


Model	Part No.	Flow Range
QM240-RD	143650-11	2 to 40 GPM
QM150-RD	143650-12	15.14 to 151.42 L/min



Includes: QM fuel meter, solenoid valve and lockable nozzle holder (purchase pump, nozzle and hose separately).

2 Choose the pump that best meets your needs.

	Model	Part No.	Flowrate
a	PRO20-115RD	503000-04	20 GPM (76 L/min)
b	PRO35-115RD	504000-04	35 GPM (132 L/min)

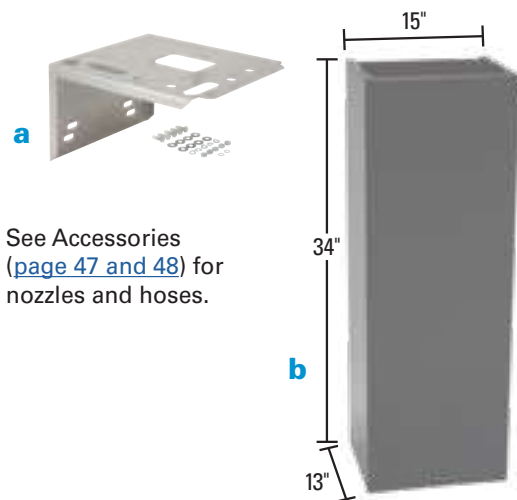


4 Finish the installation with the proper accessories:

Part No.	Descriptions
a 143500-16	Mounting Shelf Kit
b 133511-02	Cabinet Base (15 in. x 13 in. x 34 in.)

3 Add the Vacuum Breaker Kit (see page 51).

Part No.	504500-03
----------	-----------



4 YEAR
 PUMP &
 METER
 WARRANTY

+/- 1/2% accuracy for use with diesel fuel and gasoline*

*FOR USE WITH diesel fuel, gasoline and kerosene.

FILTER AND ADAPTERS GUIDE

20 to 40 GPM (76 to 151 L/min)



Model/Part#	129340-04	129320-01	129320-02	129340-06	129340-05
PRO20-012		X	X	X	X
PRO25-012	X	X	X	X	X
PRO25-024	X	X	X	X	X
PRO20-115	X	X	X	X	X
PRO20-220	X	X	X	X	X
PRO35-115		X	X	X	X



Model/Part#	906005-67	133537-01
PRO20-012	X	X
PRO25-012	X	X
PRO25-024	X	X
PRO20-115	X	X
PRO20-220	X	X
PRO35-115	X	X

For more, visit the **ACCESSORIES AND SPARE PARTS** section at the back of the catalog ([page 47-51](#)).



GPI > **Methanol Transfer Pumps**



• Designed for use with methanol and ethanol

EZ8
Methanol



Class 1, Div 1

ELECTRICAL

Input:	12V (dc)
Type:	Rotary Gear
Current Draw:	11 amp
Motor:	2100 RPM, 1/10 HP, UL Listed to US and Canadian Standards

PERFORMANCE

Flow Rate:	8 GPM (30 L/min)
Duty Cycle:	15 min. ON, 30 min. OFF

OPERATING PRESSURE

15 psi (1.03 bar) - Normal Pressure

OPERATING TEMPERATURE

-20°F to 125°F (-29°C to 52°C)

PUMP HOUSING

Nickel Plated Diecast Aluminum

MECHANICAL CONNECTIONS

Inlet/Outlet:	3/4 in. NPT
Mounting:	2 in. NPT

POWER CORD

15 ft. (4.6 m), 14/2 AWG

WARRANTY

2 Year Pump



> **Ordering Information**

Part No.	Model
137700-01	EZ-8-Methanol-PO

M-150
Methanol



Class 1, Div 1

ELECTRICAL

Input:	12V (dc)
Type:	Rotary Gear
Current Draw:	18 amp
Motor:	1900 RPM, 1/5 HP, UL Listed to US and Canadian Standards

PERFORMANCE

Flow Rate:	15 GPM (57 L/min)
Duty Cycle:	30 min. ON, 30 min. OFF

OPERATING PRESSURE

15 psi (1.03 bar) - Normal Pressure

OPERATING TEMPERATURE

-20°F to 125°F (-29°C to 52°C)

PUMP HOUSING

Nickel Plated Diecast Aluminum

MECHANICAL CONNECTIONS

Inlet/Outlet:	3/4 in. NPT
Mounting:	2 in. NPT

POWER CORD

18 ft. (5.5 m), 12/2 AWG

WARRANTY

2 Year Pump



> **Ordering Information**

Part No.	Model
110700-01	M-150S-Methanol-PO

M-1115
Methanol



Class 1, Div 1

ELECTRICAL

Input:	115V (ac)
Type:	Rotary Gear
Current Draw:	1.8 amp
Motor:	1400 RPM, 1/8 HP, UL Listed to US and Canadian Standards

PERFORMANCE

Flow Rate:	12 GPM (45 L/min)
Duty Cycle:	30 min. ON, 30 min. OFF

OPERATING PRESSURE

15 psi (1.03 bar) - Normal Pressure

OPERATING TEMPERATURE

-20°F to 125°F (-29°C to 52°C)

PUMP HOUSING

Nickel Plated Diecast Aluminum

MECHANICAL CONNECTIONS

Inlet/Outlet:	3/4 in. NPT
Mounting:	2 in. NPT

WARRANTY

2 Year Pump



> **Ordering Information**

Part No.	Model
110700-04	M-1115S-Methanol-PO

> See page 43, for Methanol compatible meters



**SPECIAL
APPLICATION
PUMPS**



> Aviation Models

Aviation pumps and meters are only intended to be ground-based or vehicle mounted. **Do not use or mount in or on the aircraft.**

For use with: Aviation gasoline (AVGAS 100LL) and kerosene grade (JET A). User should consult NFPA 407 Standard for Aircraft Fuel Servicing for safety requirements during ground fuel servicing of aircraft using liquid petroleum fuels. This product has no actual or implied compliance with this standard.



> Aviation Pump Ordering Information

Part No.	Model	Voltage	Flow Rate	Warranty
110000-200	M-150S-AV-PO	12V (dc)	15 GPM (57 L/min)	2 Year Pump
502020-01	PRO25-012PO-AV	12V (dc)	25 GPM (95 L/min)	4 Year Pump
503020-01	PRO20-115PO-AV	115V (ac)	20 GPM (76 L/min)	4 Year Pump
504020-01	PRO35-115PO-AV	115V (ac)	30 GPM (114 L/min)	4 Year Pump

> Aviation Meter Ordering Information

Part No.	Model	Units	Warranty
139121-40	QM240N10-AV	Gallon	4 Year Meter
139121-41	QM150N10-AV	Litre	4 Year Meter



SPECIAL APPLICATION PUMPS



L5016

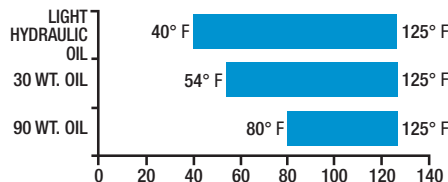
16 QPM
15 L/min

12V DC

Current Draw: 40 amps

Motor: 1800 RPM, 1/5 HP

OPERATING TEMPERATURE RANGE



POWER CORD

10 ga. (3 wire) required (not included)

MAX VISCOSITY

390 CPS



L5116

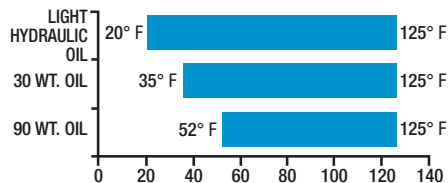
16 QPM
15 L/min

115V/230 AC

Current Draw: 7.5 amps (115V) 3.7 amps (230V)

Motor: 1725 RPM, 1/2 HP

OPERATING TEMPERATURE RANGE



POWER CORD

36" (14 cm), 3 prong, grounded NEMA plug

MAX VISCOSITY

1160 CPS



L5132

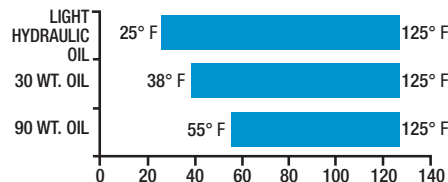
32 QPM
30 L/min

115V/230 AC

Current Draw: 13 amps (115V) 6.6 amps (230V)

Motor: 3450 RPM, 1HP

OPERATING TEMPERATURE RANGE



POWER CORD

36" (14 cm), 3 prong, grounded NEMA plug

MAX VISCOSITY

970 CPS



> Heavy-Duty Oil Transfer Pumps

- Specifically designed for use with high viscosity fluids
- Consider the viscosity of the fluid and temperature range when choosing the oil pump for your application

For use with: Oil (up to 90W), hydraulic fluid, anti-freeze and non-flammable oil-based solvents. **Do not use with gasoline or diesel fuel.** Ordinary location only. Not for outdoor or hazardous locations.



ELECTRICAL

Type: Gerotor

PERFORMANCE

Duty Cycle: 30 min. ON, 30 min. OFF

OPERATING PRESSURE

50 psi (3.45 bar)

PUMP HOUSING

Corrosion-Resistant Diecast Aluminum

MECHANICAL CONNECTIONS

Inlet / Outlet: 1 in. NPT / 3/4 in. NPT

Mounting: 2 in. NPT

DISPENSING HOSE

8 ft. (2.5 m) x 3/4 in.

SUCTION PIPE

Telescoping 15 to 40 in. (38.1 to 101.6 cm)

WARRANTY

1 Year Pump



ACCESSORIES AND SPARE PARTS

The following accessories and spare parts are compatible with these heavy-duty oil pump models:

- L5016 ■ L5116 ■ L5132



a L5016



b L5116



c L5132



Ball valve nozzle,
3/4 in. NPT, with 45 degree,
1 in. spout

Part#	90600658
--------------	-----------------

HOSE 3/4 in.

3/4 in. x 8 ft.
(2.4 m) hose w/
static wire

Model/Part#	110187-509
L5016	X
L5116	X
L5132	X



2 in. x 1 in.
tank adapter,
FNPT

Model/Part#	121231-1
L5016	X
L5116	X
L5132	X



battery clamps,
heavy duty

Model/Part#	133263-01
L5016	X
L5116	X
L5132	X

> Ordering Information

	Part No.	Model	Flow Rate	Voltage	Power Cord
a	142100-03	L5016	16 QPM (15 L/min)	12V (dc)	None
b	142100-01	L5116	16 QPM (15 L/min)	115/230V (ac)	3 ft. (.91m)
c	142100-02	L5132	32 QPM (30 L/min)	115/230V (ac)	3 ft. (.91m)

SUCTION PIPES



Composite suction pipe,
1 in. NPT, adjusts from
15 to 40 in. (38.1 to 101.6 cm)

Composite suction pipe
extension, adds
14.5 in. (36.8 cm)

Model/Part#	110241-01	110241-02
--------------------	------------------	------------------



Steel suction pipe, 1 in.
NPT, adjusts from 22 to
40 in. (55.9 to 101.6 cm)

Model/Part#	110243-01
--------------------	------------------



**SPECIAL
APPLICATION
PUMPS**



P-200-2UR

8 GPM 12V DC
30 L/min

Current Draw: 24 amps

Motor: 3250 RPM, 1/4 HP

POWER CORD

15 ft. (4.6 m),
10 AWG

MAX VISCOSITY

450 CPS



PA-200-2UR

8 GPM 115V AC
30 L/min

Current Draw: 3 amps

Motor: 3250 RPM, 1/4 HP

POWER CORD

18/3 AWG with
grounded plug

MAX VISCOSITY

450 CPS



> Lightweight Oil Transfer Pumps

- Designed specifically for use with thin to medium viscosity petroleum fluids and up to 30W oil
- Lightweight design is easy to move between barrels or drums

For use with: *Non-flammable oil-based solvents. Do not use with gasoline, diesel fuel or waste oil.*



ELECTRICAL

Type: Gear

PERFORMANCE

Duty Cycle: 30 min. ON,
30 min. OFF

OPERATING PRESSURE

16 psi (1.10 bar)

OPERATING TEMPERATURE

-20°F to 120°F (-29°C to 50°C)

PUMP HOUSING

Polypropylene

MECHANICAL CONNECTIONS

Inlet/Outlet: 1 in. NPT

Mounting: 2 in. NPT

DISPENSING HOSE

12 ft. (3.7 m) x 1 in.

SUCTION PIPE

Telescoping 15 to 40 in.
(38.1 to 101.6 cm)

WARRANTY

2 Year Pump



a P-200-2UR



b PA-200-2UR

> Ordering Information

	Part No.	Model	Voltage	Power Cord
a	118000-9	P-200-2UR	12V (dc)	15 ft. (4.6 m)
b	118003-11	PA-200-2UR	115V (ac)	3 ft. (.91 m)

*Rate and duty cycle will vary with viscosity and temperature





> 12V Chemical Transfer Pumps

Recommended use:

P-200H-2UR: Medium/Thick Chemicals (10 to 450 centipoise viscosity). **Do not use with gasoline, diesel fuel or micro-encapsulated chemicals.**

P-120H-2UR: Thin Chemicals (0 to 10 centipoise viscosity). **Do not use with gasoline, diesel fuel or micro-encapsulated chemicals.**



ELECTRICAL

Input: 12V (dc)

Type: Gear

PERFORMANCE

Duty Cycle: 30 min. ON,
30 min. OFF

OPERATING PRESSURE

16 psi (1.10 bar)

OPERATING TEMPERATURE

-20°F to 120°F (-29°C to 50°C)

PUMP HOUSING

Polypropylene

MECHANICAL CONNECTIONS

Inlet/Outlet: 1 in. NPT

Mounting: 2 in. NPT

WARRANTY

2 Year Pump



P-200H Tote-A-Pump Assembly Available

P-200H-2UR

Current Draw: 24 amps

Motor: 3500 RPM,
1/3 HP

POWER CORD

15 ft. (4.6 m),
10 AWG

MAX VISCOSITY

450 CPS

8
GPM
30 L/min

12V
DC

P-120H-2UR

Current Draw: 15 amps

Motor: 1650 RPM,
1/5 HP

POWER CORD

20 ft. (6.1 m),
14 AWG

MAX VISCOSITY

10 CPS

12
GPM
45 L/min

12V
DC

> Ordering Information

	Part No.	Model	Flow Rate	Includes
a	118000-2	P-200H-2UR	8 GPM (30 L/min)	2 in. Union Ring**
b	118602-10	P-200H-TAP	8 GPM (30 L/min)	Tote-a-Pump Assembly**
c	118000-1	P-120H-2UR	12 GPM (45 L/min)	2 in. Union Ring**

*Rate and duty cycle will vary with viscosity and temperature

**Nozzle, hose and suction pipe sold separately. Herbicide Kit #111502-2 sold separately. Kit includes hose, pipe and nozzle (see [Accessories](#)).



a P-200H-2UR



b P-200H-TAP Tote-a-Pump



c P-120H-2UR



SPECIAL
APPLICATION
PUMPS



SPECIAL APPLICATION PUMPS



PA-200H Tote-A-Pump Assembly Available



PA-200H-2UR

Current Draw: 3 amps

Motor: 3250 RPM, 1/4 HP

8 GPM
30 L/min

115V AC

MAX VISCOSITY
450 CPS

PA-120H-2UR

Current Draw: 3 amps

Motor: 1375 RPM, 1/4 HP

12 GPM
45 L/min

115V AC

MAX VISCOSITY
50 CPS



> 115V Chemical Transfer Pumps

Recommended use:

PA-200H-2UR: Medium/Thick Chemicals (10 to 450 centipoise viscosity). **Do not use with gasoline, diesel fuel or micro-encapsulated chemicals.**

PA-120H-2UR: Thin Chemicals (0 to 10 centipoise viscosity). **Do not use with gasoline, diesel fuel or micro-encapsulated chemicals.**



ELECTRICAL

Input: 115V (ac)

Type: Gear

PERFORMANCE

Duty Cycle: 30 min. ON, 30 min. OFF

OPERATING PRESSURE

16 psi (1.10 bar)

OPERATING TEMPERATURE

-20°F to 120°F (-29°C to 50°C)

PUMP HOUSING

Polypropylene

MECHANICAL CONNECTIONS

Inlet/Outlet: 1 in. NPT

Mounting: 2 in. NPT

POWER CORD

18/3 AWG, grounded plug equipped with circuit breaker

WARRANTY

2 Year Pump



a PA-200H-2UR PA-120H-2UR



b PA-200H-TAP

> Ordering Information

Part No.	Model	Flow Rate	Includes
a 118003-2	PA-200H-2UR	8 GPM (30 L/min)	2 in. Union Ring**
b 118602-12	PA-200H-TAP	8 GPM (30 L/min)	Tote-a-Pump Assembly**
a 118003-1	PA-120H-2UR	12 GPM (45 L/min)	2 in. Union Ring**

*Rate and duty cycle will vary with viscosity and temperature

**Nozzle, hose and suction pipe sold separately. Herbicide Kit #111502-2 sold separately. Kit includes hose, pipe and nozzle ([see Accessories](#)).

ACCESSORIES AND SPARE PARTS

The following accessories and spare parts are compatible with the following lightweight oil and pump and chemical pump models:

- P-200-2UR ■ P-120H-2UR
- PA-200-2UR ■ PA-200H-2UR
- P-200H-2UR ■ PA-200H-TAP
- P-200H-TAP ■ PA-120H-2UR



Herbicide Kit: hose, ball valve nozzle, adjustable suction pipe

Part#	111502-2			
--------------	-----------------	--	--	--

	1 in. x 12 ft. (3.7m) hose, chemical, EPDM	1 in. x 12 ft. (3.7m) fuel hose assembly with spring support	1 in. x 12 ft. (3.7m) fuel hose with static wire, POP	1 in. x 14 ft. (4.2m) fuel hose with spring and static wire, POP
Part#	110189-502	121036-501	110529-02	110529-03



Ball valve nozzle, 1 in. NPT	Composite suction pipe, 1 in. NPT, adjusts from 15 to 40 in. (38.1 to 101.6 cm)	Composite suction pipe extension, adds 14.5 in. (36.8 cm)
------------------------------	---	---

Part#	110107-2	110241-01	110241-02
--------------	-----------------	------------------	------------------



Battery Clamp Kit	Battery Clamps, Heavy Duty	Power Cord Kit: 15 ft (4.6 m), 14/2 AWG
-------------------	----------------------------	---

Model/Part#	110527-1	133263-01	110412-15
P-200-2UR	X	X	X
P-200H-2UR	X	X	X
P-200H-TAP	X	X	X
P-120H-2UR	X	X	X



> Fluid Transfer Hand Pump

HP-100


Lever action piston pump with lockable handle

For use with: diesel fuel, gasoline (UL model only), kerosene, medium oil (up to 30W) and hydraulic fluid



- Dual-flo® handle provides high volume and low volume settings
- Pumps fluid on both the push and pull strokes for fast delivery
- Built-in anti-siphon valve

Up to
50
gallons
per 100 strokes
189 litres
per 100 strokes



SPECIFICATIONS

Type: Piston Hand Pump

PERFORMANCE

Flow Rate: Up to 50 Gallons per 100 Stroke Cycles (Up to 189 Litres per 100 Strokes Cycles)

HOUSING MATERIAL

Corrosion-Resistant Aluminum

NOZZLE MATERIAL

Thermoplastic or Metal

MECHANICAL CONNECTIONS

Inlet: 1 in. NPT

Outlet: 3/4 in. NPT

Mounting: 2 in. NPT

DISPENSING HOSE

8 ft. (2.44 m) x 3/4 in.

SUCTION PIPE

Telescoping 15 to 40 in. (38.1 to 101.6 cm)

WARRANTY

2 Year Pump



a HP-100



b HP-100-UL

> Ordering Information

Part No.	Model	Nozzle	Certifications	Compatible Fluids
114000-5	HP-100	Thermoplastic	None	D K O PF
114000-10	HP-100-UL	Metal	UL Hose and Nozzle	D G K O PF



> Fluid Transfer Hand Pump

Up to **25**
gallons
per 100 strokes
95 litres
per 100 strokes

HP-90

Lever action piston pump

- Pumps fluid on both the push and the pull strokes for fast delivery
- Built-in anti-siphon valve



SPECIFICATIONS

Type: Piston Hand Pump

PERFORMANCE

Flow Rate: Up to 25 Gallons per 100 Stroke Cycles (Up to 95 Litres per 100 Strokes Cycles)

HOUSING MATERIAL

Corrosion-Resistant Aluminum

NOZZLE MATERIAL

Thermoplastic Spout, with Built-In Holder

For use with: diesel fuel, kerosene, light oil (up to 10W) and hydraulic fluid

MECHANICAL CONNECTIONS

Inlet: 1 in. NPT

Outlet: 3/4 in. NPT

Mounting: 2 in. NPT

DISPENSING HOSE

8 ft. (2.44 m) x 3/4 in.

SUCTION PIPE

Telescoping 15 to 40 in. (38.1 to 101.6 cm)

WARRANTY

2 Year Pump



> Ordering Information

Part No.	Model
131000-1	HP-90



> Fluid Transfer Hand Pump

Up to **20**
gallons
per 100 strokes
76 litres
per 100 strokes

DP-20

Lever action diaphragm pump with lockable handle

- Can be used for dirty or contaminated fluids



SPECIFICATIONS

Type: Diaphragm

PERFORMANCE

Flow Rate: Up to 20 Gallons per 100 Stroke Cycles (Up to 76 Litres per 100 Strokes Cycles)

HOUSING MATERIAL

Corrosion-Resistant Aluminum

NOZZLE MATERIAL

Thermoplastic Spout, with Built-In Holder

For use with: gasoline, diesel fuel, kerosene, medium oil (up to 30W) and hydraulic fluid

MECHANICAL CONNECTIONS

Inlet: 1 in. NPT

Outlet: 3/4 in. NPT

Mounting: 2 in. NPT

DISPENSING HOSE

8 ft. (2.44 m) x 3/4 in.

SUCTION PIPE

Telescoping 15 to 40 in. (38.1 to 101.6 cm)

WARRANTY

2 Year Pump



> Ordering Information

Part No.	Model	Hose
138000-01	DP-20	Buna-N®
138000-02	DP-20-UL	U.L. Listed Hose




> Fluid Transfer Hand Pump

Up to **10** gallons per 100 revolutions
38 litres per 100 revolutions

RP-10

Rotary action pump with lockable handle

- Built-in anti-siphon valve



For use with: gasoline, diesel fuel, kerosene, medium oil (up to 30W) and hydraulic fluid

SPECIFICATIONS

Type: Rotary

PERFORMANCE

Flow Rate: Up to 10 Gallons per 100 Revolutions (Up to 38 Litres per 100 Rev.)

HOUSING MATERIAL

Corrosion-Resistant Aluminum

SPOUT MATERIAL

Metal Spout, with Built-In Holder

MECHANICAL CONNECTIONS

Inlet: 1 in. NPT

Outlet: 3/4 in. NPT

Mounting: 2 in. NPT

SUCTION PIPE

Telescoping 15 to 40 in. (38.1 to 101.6 cm)

WARRANTY

2 Year Pump

> **Ordering Information**



Part No.	Model	Certifications
123000-06	RP-10-UL	



> Fluid Transfer Hand Pump

Up to **8** gallons per 90 revolutions
30 litres per 90 revolutions

RP-5

Rotary action pump



For use with: Petroleum based fluids having a flash point above 100° F (38° C). Diesel fuel and kerosene. Light oil (up to 10W) and hydraulic fluid. **Do not use with gasoline.**

SPECIFICATIONS

Type: Rotary

PERFORMANCE

Flow Rate: Up to 8 Gallons (30 Litres) per 90 Revolutions

HOUSING MATERIAL

Cast Iron

SPOUT MATERIAL

Metal

MECHANICAL CONNECTIONS

Mounting: 2 in. NPT

SUCTION PIPE

Three Piece, Metal, 13 to 40 in. (33.02 to 101.6 cm)

WARRANTY

90 Days

> **Ordering Information**



Part No.	Model
129003-1	RP-5



> Fluid Transfer Hand Pump

Up to **1** pint per stroke
0.5 litres per stroke

LP-50

Lever action pump

- Works with drums up to 36 in.



For use with: Water, Antifreeze, Petroleum Based Products, Mild Detergents, Lubricants and most Ag Chemicals. **Not for use with kerosene, Diesel Fuel, Roundup® Concentrate or Flammable Fluids.**

SPECIFICATIONS

Type: Piston

PERFORMANCE

Flow Rate: Up to 1 Pint (0.5 litres) per Stroke

HOUSING MATERIAL

Polypropylene

MECHANICAL CONNECTIONS

Inlet / Outlet: 3/4 in. NPT / Hose Barb for 1 in. Hose

Mounting: 2 in. NPT

SUCTION PIPE

Polypropylene, Telescoping to 36 in. (91.44 cm)

WARRANTY

90 Days

> **Ordering Information**



Part No.	Model
129000-1	LP-50



> Fluid Transfer
Hand Pump

Up to
1 pint
per stroke
0.5 litres
per stroke

BP-12

Lever action
pump



- Convenient lever handle on a barrel pump



For use with: Lightweight petroleum products, oils, anti-freeze and kerosene

SPECIFICATIONS

Type: Piston

PERFORMANCE

Flow Rate: Up to 1 Pint (0.5 Litres) per Stroke

BARREL MATERIAL

Steel

SPOUT MATERIAL

Plastic (Detachable)

CONNECTIONS

Mounting: 2 in. NPT

SUCTION PIPE

Plastic, Adjustable 19 to 35 in. (48.26 to 88.90 cm)

WARRANTY

90 Days

> Ordering
Information

Part No.	Model
129010-1	BP-12



> Fluid Transfer
Hand Pump

Up to
1.5 pints
per stroke
0.71 litres
per stroke

BP-10

Plunger action pump



- Removable spout for garden hose attachment



For use with: Petroleum products such as light oil (up to 10W), transmission fluid and hydraulic fluid.

SPECIFICATIONS

Type: Piston

PERFORMANCE

Flow Rate: Up to 1.5 Pints (0.71 Litres) per Stroke

BARREL MATERIAL

Steel

SPOUT MATERIAL

Plastic (Detachable)

CONNECTIONS

Mounting: 2 in. NPT

SUCTION PIPE

Telescoping to 36 in. (91.44 cm)

WARRANTY

90 Days

> Ordering
Information

Part No.	Model
129020-1	BP-10



> Fluid Transfer
Hand Pump

Up to
8 oz.
per stroke
0.22 litres
per stroke

CP-5

Plunger action pump

- Very portable and requires no special tools to install
- Slips into a five gallon pail



For use with: Hydraulic fluids, transmission fluids or motor oils

SPECIFICATIONS

Type: Piston

PERFORMANCE

Flow Rate: Up to 8 Ounces (0.22 Litres) per Stroke

SPOUT MATERIAL

Clear Tubing

WARRANTY

90 Days



> Ordering
Information

Part No.	Model
129002-1	CP-5
129002-1M20	CP-5 (20-Pack)



HAND PUMPS

ACCESSORIES AND SPARE PARTS



Nozzle Spout,
3/4 in. NPT,
Unleaded

Nozzle Spout,
Unleaded

Model/Part#	114047-501	138123-01
HP-100-UL	X	
RP-10	X	
DP-20		X

HOSES

3/4 in. NPT x 8
ft. (2.4 m) hose
and nozzle
spout assem-
bly kit, POP

3/4 in. NPT x 8
ft. (2.4 m) fuel
hose, UL

Model/Part#	114504-503	114045-501
HP-100	X	
HP-100-UL		X
RP-10		X
DP-20		X



Overhaul Kit for HP-100:
Piston ring, three seals,
packing seals and liner

Overhaul Kit for RP-10:
Vanes springs, o-rings
and gasket

Diaphragm and Seal Kit
for DP-20

Model/Part#	114505-2	123503-1	138501-01
HP-100	X		
RP-10		X	
DP-20			X



Steel suction pipe, 1 in. NPT, adjusts
from 22 to 40 in. (55.9 to 101.6 cm)

Composite suction pipe,
1 in. NPT, adjusts from 15 to 40 in.
(38.1 to 101.6 cm)

Composite suction
pipe extension, adds
14.5 in. (36.8 cm)

Model/Part#	110243-01	110241-01	110241-02
HP-100	X	X	X
DP-20	X	X	X
RP-10	X	X	X



> Mechanical Fuel Meter

NEW!

M30

5-30
GPM
19 - 114
L/min

0000
MECHANICAL
& DIGITAL
METERS



Twist Knob
Reset

MAGNETIC DRIVE

Eliminates Drive
Shaft Leaks

Easy-To-Read
Four Digit Display
and Rotatable
Register

Durable
Aluminum
Housing

AFFORDABLE ACCURACY

Within +/- 2% across a flow
range from 5 to 30 GPM
(19 to 114 L/min).

QUICK-FIT MODULAR

- Easily attaches to the new modular fuel transfer pumps
- Simple four-bolt connections

- Batch total and cumulative total display
- Calibration screw



ACCURACY

± 2%

TECHNOLOGY

Nutating Disc

MAXIMUM WORKING PRESSURE

50 psi (3.4 bar)

OPERATING TEMPERATURE

-40° to 125° F / -40° to 52° C
(-20° to 125° F UL)

HOUSING, COVER, FITTINGS

Corrosion-Resistant Diecast
Aluminum

INLET/OUTLET THREADS

3/4 in. NPT or 1 in. NPT
or 1 in. BSPP

MAXIMUM BATCH TOTAL

999.9

MAXIMUM CUMULATIVE TOTAL

999,999.9

WARRANTY

4 Year



> Ordering Information

Part No.	Model	Thread	Units
165100-03	M30-G6N	3/4 in. NPT	Gallons
165100-04	M30-L6N	3/4 in. NPT	Litres
165100-01	M30-G8N	1 in. NPT	Gallons
165100-02	M30-L8N	1 in. NPT	Litres
165100-05	M30-G8B	1 in. BSPP	Gallons
165100-06	M30-L8B	1 in. BSPP	Litres



MECHANICAL
& DIGITAL
METERS

FLAMEC® > Mechanical Fuel Meter

QM240 & QM150

**2-40
GPM**
8 - 150
L/min

Twist Knob
Reset

Easy-To-Read
Four-Digit Display



MAGNETIC DRIVE
Eliminates Drive Shaft Leaks



TECHNOLOGY

Positive Displacement

MAXIMUM WORKING PRESSURE

50 psi (3.4 bar)

PRESSURE DROP (AT MAX FLOW)

Diesel: 7.0 psi (0.5 bar)
Unleaded: 4.5 psi (0.3 bar)

OPERATING TEMPERATURE

-40° to 125° F / -40° to 52° C
(-20° to 125° F UL)

HOUSING, COVER, FITTINGS

Corrosion-Resistant Diecast Aluminum

INLET/OUTLET THREADS

1 in. NPT (Female)

WARRANTY

4 Year



Durable
Aluminum
Housing

OVAL GEAR TECHNOLOGY
usually found in meters
costing 10x more



EXTREME ACCURACY!

Within +/- 1/2% across a flow range from 2 to 40 GPM (8 to 150 L/min).

- Rotatable register for easy reading
- Batch total and cumulative total display

	QM240	QM150
Unit of Measure	U.S. Gallons	Litre
Flow Range	2 to 40 GPM	8 to 150 L/min
Accuracy: Diesel	± 1/2% (2 to 40 GPM)	± 1/2% (8 to 150 L/min)
	± 1/4% (15 to 35 GPM)	± 1/4% (57 to 132 L/min)
Accuracy: Unleaded	± 1/2% (2 to 23 GPM w/o kit, 23 to 40 GPM w/kit*)	± 1/2% (8 to 150 L/min w/o kit, 87 to 151 L/min w/kit*)
	± 1/4% (2 to 20 GPM w/o kit, 27 to 40 GPM w/kit*)	± 1/4% (8 to 75 L/min w/o kit, 120 to 151 L/min w/kit*)
Maximum Batch Total	999.9	9999
Maximum Cumulative Total	9,999,999.9	99,999,999

> **Ordering Information**

Part No.	Model	Units
139121-06	QM240N10	Gallons
139121-07	QM150N10	Litres

ACCESSORIES	Part No.
1 in., BSPP Fitting Kit (2 Fittings & Hardware)	139500-03
*Unleaded Fuel, Gear Kit	139500-15
Pulsar Kit, 115V (ac)	126517-05
90° Adapter	139130-02

GPI
> Digital Fuel Meter

01A Series



"Look for the red label!"



ACCURACY

+/- 5.0% of reading

TECHNOLOGY

Turbine

MAXIMUM WORKING PRESSURE

300 psi (20.7 bar)

OPERATING TEMPERATURE

14° to 130° F
(-10° to 54° C)

HOUSING

Corrosion-Resistant Diecast Aluminum

DISPLAY

4-Digit LCD

FIELD CALIBRATION

No

WARRANTY

2 Year

- Compact and light-weight at just 12 oz.
- Mount directly to the nozzle for easy reading
- Includes 3/4 in. reducer fitting and 3/4 x 1-1/2 in. pipe fitting
- **Certifications:** FM Approved to U.S. and Canadian Standards as Intrinsically Safe for Class I, Division 1 Groups D. CE.

For use with: gasoline (gasohol up to E15), diesel fuel (bio-diesel blends up to B100) and kerosene. Methanol model (01A31GMME) available. **Do not use with water or chemicals.**

Powered by: Two alkaline AAA batteries

> Ordering Information

Part No.	Model	Units	Thread
113255-1	01A31GM	Gallons	1 in. NPT
113255-2	01A31LM	Litres	1 in. NPT
113255-3	01A12LM	Litres	1 in. ISO
113255-12	01A52LM	Litres	1 in. BSPP
113700-02	01A31GMME	Gallons	1 in. NPT

GPI
> Digital Fuel Meter

03A Series



"Look for the silver label!"



TECHNOLOGY

Turbine

MAXIMUM WORKING PRESSURE

300 psi (20.7 bar)

OPERATING TEMPERATURE

14° to 130° F
(-10° to 54° C)

HOUSING

Corrosion-Resistant Diecast Aluminum

DISPLAY

Max. Batch Total is 6-Digits

FIELD CALIBRATION

Yes

WARRANTY

1 Year

Ranging from
0.3-50 GPM
1 - 190 L/min

- Compact and light-weight at just 12 oz.
- Mount directly to the nozzle for easy reading
- **Certifications:** FM Approved as Intrinsically Safe for Class I, Division 1 Groups A thru G. U.L. classified to Canadian Standards. ATEX-ANNEX VIII. CE.

For use with: gasoline (gasohol up to E15), diesel fuel (bio-diesel blends up to B100) and kerosene. Methanol model (03A31GMME) available. **Do not use with water or chemicals.**

Powered by: Two lithium batteries

> Ordering Information

Part No.	Model	Flow Range	Accuracy	Thread
113900-9500	03A30GM	0.3-3 GPM (1-11 L/min)	± 5% of reading	1 in. NPT
113900-9501	03A31GM	3-50 GPM (11-190 L/min)	± 1.5% of reading	1 in. NPT
113900-9502	03A32GM	30-300 GPM (114-1,135 L/min)	± 1.5% of reading	2 in. NPT
113700-01	03A31GMME	3-50 GPM (11-190 L/min)	± 1.5% of reading	1 in. NPT

0001
MECHANICAL
& DIGITAL
METERS



> **Digital Diesel Exhaust Fluid Meter**

3-30 GPM

10 - 100 L/min



01N31GM-U & 01N12LM-U

- Electronic display keeps batch and cumulative totals

Powered by: Two alkaline AAA batteries

For use with: DEF, water, or similar fluids. **Do not use with flammable liquids, fuels or chemicals not compatible with wetted materials (see owner's manual).**

ACCURACY

±/- 5.0% of reading

TECHNOLOGY

Turbine

MAXIMUM WORKING PRESSURE

150 psi (10.34 bar)

OPERATING TEMPERATURE

14° to 130°F (-10° to 55°C)

HOUSING

Nylon

DISPLAY

4-Digit LCD

FIELD CALIBRATION

No

WARRANTY

1 Year

> Ordering Information

Part No.	Model	Units	Thread
113255-24	01N31GM-U	Gallons	1 in. NPT
113255-25	01N12LM-U	Litres	1 in. ISO



> **Digital Water Meter**

Ranging from
0.3-50 GPM

1 - 190 L/min



01N & 03N

- Compact and lightweight at just 12 oz.
- 03N: Provides both batch (single use) and cumulative totals

TECHNOLOGY

Turbine

MAXIMUM WORKING PRESSURE

150 psi (10.34 bar)

OPERATING TEMPERATURE

14° to 130°F (-10° to 55°C)

HOUSING

Nylon

WARRANTY

1 Year

01N: For use with: Water.

03N: For use with: Water or mild chemicals.

Do not use with flammable liquids. Do not use with liquids or chemicals not compatible with wetted materials (see owner's manual).

	01N	03N30	03N31
Flow Range	3 to 30 GPM (10 to 100 L/min)	0.3 to 3 GPM (1 to 11 L/min)	3 to 50 GPM (11 to 190 L/min)
Accuracy	± 5% of reading	± 5% of reading	± 1.5% of reading
Field Calibration	No	Yes	Yes
Display	4-Digit LCD	6-Digit LCD	6-Digit LCD
Powered By	Two alkaline AAA batteries	Two lithium batteries	Two lithium batteries
Certifications	CE	CE, FM, U.L. Classified to Canadian Standards. & ATEX ANNEX VIII	

> Ordering Information

Part No.	Model	Units	Thread
113255-4	01N31GM	Gallons	1 in. NPT
113255-5	01N31LM	Litres	1 in. NPT
113255-6	01N12LM	Litres	1 in. ISO (female)
113900-9510	03N30GM	Gallons/Litres	1 in. NPT
113900-9511	03N31GM	Gallons/Litres	1 in. NPT



> Digital Chemical Meter

FM-300H

**2-20
GPM**
7-76
L/min

- Electronic display keeps batch and cumulative totals
- Mounts easily on hose end, pump or fluid transfer system

Powered by:
9 Volt alkaline battery



For use with: Most herbicides and other chemicals compatible with meter materials.

ACCURACY

Factory: +/- 2% of reading
Field: +/- 0.5% of reading

TECHNOLOGY

Nutating Disc

MAXIMUM WORKING PRESSURE

50 psi (3.4 bar)

HOUSING

PBT Polyester

DISPLAY

Maximum Value is 999,999 (x 100)

FIELD CALIBRATION

Yes

WARRANTY

2 Year

> Ordering Information

Part No.	Model	Units	Thread
120000-1	FM-300H-G8N	Gallons / Litres	1 in. NPT
120000-2 (Canada)	FM-300H-L8N	Litres / Imperial Gallons	1 in. NPT

0000
MECHANICAL
& DIGITAL
METERS



> Digital Oil Meter

8-80
QPM
7.5-76
L/min



LM-300



For use with: Motor oil, gear oil, hydraulic oil, antifreeze, ATF and waste oil. **Do not use with flammable fluids or antifreeze that exceeds 50% water.**

- Gallons, litres, pints or quarts display
- Powered by:** 9 Volt alkaline battery

ACCURACY

+/- 2% of reading

TECHNOLOGY

Nutating Disc

MAXIMUM WORKING PRESSURE

50 psi (3.4 bar)

OPERATING TEMPERATURE

0° F to 130° F (-18° C to 54° C)

HOUSING

PBT Polyester

DISPLAY

6-digit

FIELD CALIBRATION

Yes

WARRANTY

1 Year

> Ordering Information

Part No.	Model	Thread
120000-28	LM-300-Q6N	1 in. NPT (¾ in. bushings included)



> Digital Oil Meter

.25-8
GPM
1-30 L/min
@5-1,000 cps



LM51DN



For use with: Engine oils, transmission fluid (maximum viscosity SAE 140) or antifreeze. **Do not use with excessively dirty fluids or fluids with particles without installing a filter.**

- Gallons, litres, pints or quarts display
- Powered by:** lithium battery

ACCURACY

+/- 0.5% of reading

TECHNOLOGY

Oval Gear

MAXIMUM WORKING PRESSURE

1500 psi (103 bar)

OPERATING TEMPERATURE

-4° to 140° F (-20° to 60° C)

HOUSING

Corrosion-Resistant Diecast Aluminum

DISPLAY

6-digit LCD

FIELD CALIBRATION

No

WARRANTY

1 Year






> Ordering Information

Part No.	Model	Thread
LM51DN	LM51DN	½ in. NPT

SPARE PARTS AND ACCESSORIES

Great Plains Industries, Inc. carries a full line of spare parts and accessories for our pumps and meters. **Contact us toll-free at 800-835-0113** for help in selecting the correct replacement kit for your product.

FUEL NOZZLES

					
	3/4 in. NPT Manual, Unleaded	3/4 in. NPT Auto, Unleaded, U.L Listed	3/4 in. NPT Auto, Leaded	1 in. NPT Manual, Diesel	1 in. NPT Auto, Diesel, U.L Listed
Model/ Part#	110155-1	110121-8	906008-572	110155-4	906008-570
G8P	X				
EZ-8	X				
M-1115	X	X	X		
M-150	X	X	X		
M-240	X	X	X		
M-180	X	X	X	X	
G20				X	X
PRO20-012				X	X
PRO25-012				X	X
PRO25-024				X	X
PRO20-115		X	X	X	X
PRO20-220		X	X	X	X
PRO35-115				X	X

SUCTION PIPES

			
	Steel suction pipe, 1 in. NPT, adjusts from 22 to 40 in. (55.9 to 101.6 cm)	Composite suction pipe, 1 in. NPT, adjusts from 15 to 40 in. (38.1 to 101.6 cm)	Composite suction pipe extension, adds 14.5 in. (36.8 cm)
Model/Part#	110243-01	110241-01	110241-02

FUEL HOSES - 3/4 in. NPT

	3/4 in. x 12 ft. (3.7 m) Fuel Hose with Static Wire	3/4 in. x 12 ft. (3.7 m) Fuel Hose with Static Wire	3/4 in. x 14 ft. (4.2 m) Fuel Hose with Spring Support and Static Wire	3/4 in. x 18 ft. (5.5 m) Fuel Hose with Static Wire, UL Listed	3/4 in. x 20 ft. (6.1 m) Fuel Hose with Spring Support and Static Wire
Model/Part#	110523-1	110187-501	110529-01	141201-507	110049-507
EZ-8	X	X	X		
M-1115	X	X	X	X	X
M-150	X	X	X	X	X
M-240	X	X	X	X	X

FUEL HOSES - 1 in. NPT

	1 in. x 12 ft. (3.7 m) Fuel Hose Assembly with Static Wire	1 in. x 12 ft. (3.7m) Fuel Hose with Static Wire	1 in. x 14 ft. (4.2m) Fuel Hose with Spring Support and Static Wire	1 in. x 18 ft. (5.5 m) Fuel Hose with Static Wire	1 in. x 20 ft. (6.1 m) Fuel Hose Assembly
Model/Part#	121036-501	110529-02	110529-03	150100-501	133262-05
M-180	X	X	X	X	X
G20	X	X	X	X	X
PRO20-012	X	X	X	X	X
PRO25-012	X	X	X	X	X
PRO25-024	X	X	X	X	X
PRO20-115	X	X	X	X	X
PRO20-220	X	X	X	X	X
PRO35-115	X	X	X	X	X

HOSE SWIVELS AND TANK SPARE PARTS





	3/4 in. Fuel Hose Swivel	1 in. Fuel Hose Swivel	Pressure Vent Cap Assembly: Cap and Adapter	Replacement Cap: for Vent Cap Assembly	Bung Adapter Kit: 2 in. NPT Bung Adapter	Tank Adapter, 2 in. NPT x 1 in. NPT	Tank Adapter, 2 in. NPT x 1 1/4 in. NPT
Model/Part#	150400-02	150400-04	906001-4	906004-62	110909-1	133142-01	133142-02
G8P	X						
EZ-8	X						
M-1115	X				X		
M-150	X				X		
M-240	X				X		
M-180		X	X	X	X		
G20		X	X	X	X		
PRO20-012		X	X	X			
PRO25-012		X	X	X			
PRO25-024		X	X	X			
PRO20-115		X	X	X		X	
PRO20-220		X	X	X		X	
PRO35-115		X	X	X			X

POWER CORDS

				
	Power Cord Kit: 15 ft (4.6 m), 14/2 AWG	Power Cord Kit: 18 ft (5.5 m), 12/2 AWG	Power Cord Kit: 18ft (5.5 m), 10/2 AWG	Power Cord Kit: 22 ft (6.7 m), 12/2 AWG
Model/Part#	110412-15	110242-01	501009-501	110929-01
EZ-8	X			
M-150		X		X
M-240		X		X
M-180		X		X
G20		X		X
PRO20-012		X		X
PRO25-012			X	
PRO25-024			X	




BATTERY CLAMPS



		
	Battery Clamp Kit	Battery Clamps, Heavy Duty
Model/Part#	110527-1	133263-01
G8P	X	X
EZ-8	X	
M-150	X	X
M-240	X	X
M-180	X	X
G20	X	X
PRO20-012	X	X
PRO25-012		X
PRO25-024		X

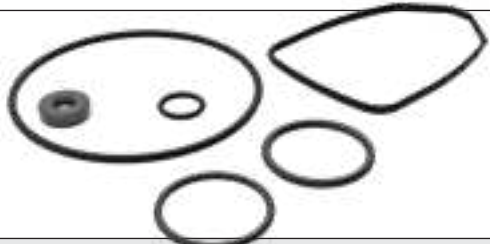

PEDESTAL

	
	Pedestal Kit
Model/Part#	133170-01

GEAR PUMP KITS

		
Overhaul Kit for G8P: motor shaft seal, pump gears, replacement o-rings	Overhaul Kit for EZ-8: For pumps mfg. on or before Jan. 8, 2016 motor shaft key, two gears, one set of replacement seals	Overhaul Kit for EZ-8: For pumps mfg. Jan. 15, 2016 or later two gears, one set of replacement seals
Model/Part# 147500-01	13750005	137500-14
G8P X		
EZ-8 / EZ-8 METHANOL	X	X

	
Gear Pump Overhaul and Conversion Kit: two gears, poppet, strainer, switch cover plate, drive key and replacement seals for the gear cover motor shaft (use motor shaft seal to convert existing pump to B100 compatibility)	Gear Kit for G20: gear coverplate o-ring #226, gears
Model/Part# 110504-1	162501-01
M-150 / M-150 METHANOL X	
M-240 X	
M-180 X	
M-1115 / M-1115 METHANOL X	
G20	X

	
G20 Seal Kit: bypass valve orifice seal, bypass poppet o-ring #920, gear coverplate o-ring #226, outlet port o-ring #222, motor shaft seal, electrical coverplate seal	Modular Hardware Kit: Modular Adapter, Outlet 1 in.
Model/Part# 162502-01	162205-01
G20 X	X

VANE PUMP KITS



Model/Part#	133503-1	133503-02	133503-05
PRO25-012	X	X	X
PRO25-024	X	X	X
PRO20-115	X	X	X
PRO20-220	X	X	X
PRO35-115	X	X	X



Model/Part#	133504-1	133501-1	133502-1
PRO25-012	X	X	
PRO25-024	X	X	
PRO20-115	X	X	
PRO20-220	X	X	
PRO35-115	X		X

PUMP AND METER COMBO ADAPTER



Model/Part#	139130-02
QM240	X
QM150	X

VACUUM BREAKER KIT



Model/Part No.	504500-03
PRO20-115	X
PRO20-115	X
PRO35-115	X

AGRICULTURAL OPERATIONS / OIL AND GAS INDUSTRIES
CONSTRUCTION / COMMERCIAL LANDSCAPING AND MOWING
MINING / MARINE / RECREATIONAL VEHICLES AND ATVS

SERVING INDUSTRIAL, COMMERCIAL, AND RETAIL CUSTOMERS ACROSS THE GLOBE IN VARIOUS APPLICATIONS FOR OVER 45 YEARS



FUELING FORWARD >>>



Wichita / Sydney

GREAT PLAINS INDUSTRIES



COMPANY HEADQUARTERS

- WICHITA -

Manufacturing • Sales • Product Support

Great Plains Industries, Inc.

5252 E. 36th St. N.

Wichita, KS 67220-3205

316-686-7361

- SYDNEY -

Manufacturing • Sales

Great Plains Industries Australia

Unit 12, 7-11 Parraweena Road

Caringbah, NSW, 2229, Australia

+61 2 9540 4433

VISIT US ONLINE >>> GPI.net • GoGPRO.com

©2020 Great Plains Industries, Inc. All Rights Reserved. 06/2020 CORP-1075